

Starlight Global Infrastructure Fund - Series I

This document contains key information you should know about Starlight Global Infrastructure Fund (the "Fund"). You can find more details in the Fund's simplified prospectus. Ask your representative for a copy, contact Starlight Investments Capital LP ("Starlight Capital") at 1-833-290-2606 or info@starlightcapital.com or visit www.starlightcapital.com.

Before you invest in any fund, consider how the Fund would work with your other investments and your tolerance for risk.

Quick Facts

FUND CODE(S) CAD:	SLC902
DATE SERIES STARTED:	October 2, 2018
TOTAL VALUE OF THE FUND ON MAY 31, 2023	\$100.55 million
MANAGEMENT EXPENSE RATIO (MER):	0.06%

FUND MANAGER:	Starlight Investments Capital LP
PORTFOLIO MANAGER:	Starlight Investments Capital LP
DISTRIBUTIONS:	Monthly, generally mid-month. Distributions are automatically reinvested in additional securities unless cash is requested.
MINIMUM INVESTMENT:	Determined on a contractual basis.

What does the fund invest in?

The Fund's investment objective is to provide regular current income by investing globally in companies with either direct or indirect exposure to infrastructure.

The charts below give you a snapshot of the Fund's investments on May 31, 2023. The Fund's investments will change.

Top 10 investments (May 31, 2023)

1.	UB Ventures I LP	4.97%
2.	Brookfield Infrastructure Partners L.P.	3.88%
3.	Starlight Private Global Infrastructure Pool, Series I	3.82%
4.	Northland Power Inc.	3.79%
5.	NextEra Energy, Inc.	3.58%
6.	Microsoft Corporation	3.54%
7.	Enel SpA	3.51%
8.	AltaGas Ltd.	3.34%
9.	Visa Inc.	3.29%
10.	Equinix, Inc.	3.16%

Total percentage of top 10 investments **36.88%**

Total number of investments	39
-----------------------------	----

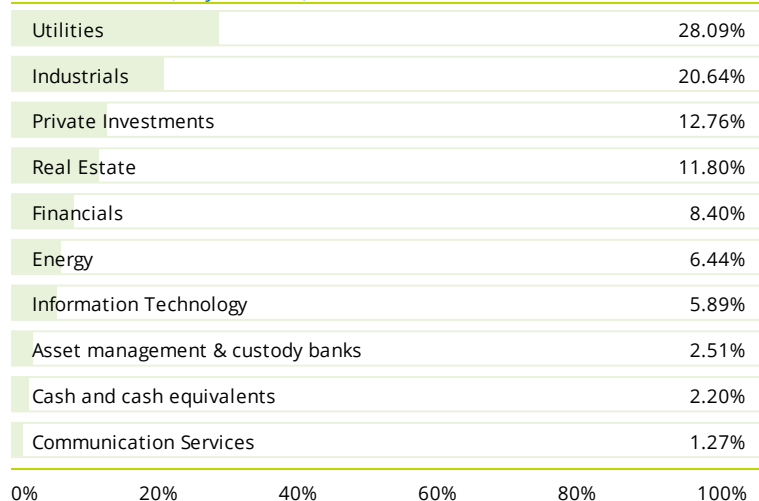
How risky is it?

The value of the Fund can go down as well as up. You could lose money.

One way to gauge risk is to look at how much a fund's returns change over time. This is called "volatility".

In general, funds with higher volatility will have returns that change more over time. They typically have a greater chance of losing money and may have a greater chance of higher returns. Funds with lower volatility tend to have returns that change less over time. They typically have lower returns and may have a lower chance of losing money.

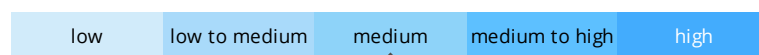
Investment mix (May 31, 2023)



Risk rating

Starlight Capital has rated the volatility of this Fund as **medium**.

This rating considers how much the Fund's returns have changed from year to year. It doesn't tell you how volatile the Fund will be in the future. The rating can change over time. A fund with a low risk rating can still lose money.



For more information about the risk rating and specific risks that can affect the Fund's returns, see the "What are the risks of investing in this Fund?" section of the Fund's simplified prospectus.

No guarantees

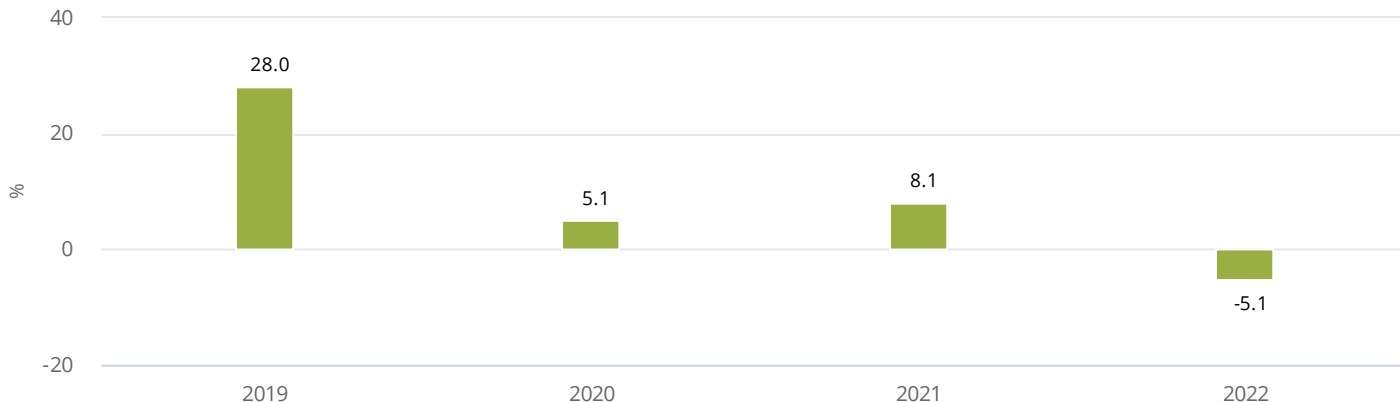
Like most mutual funds, this Fund doesn't have any guarantees. You may not get back the money you invest.

How has the fund performed?

This section tells you how the I Series units of the Fund have performed over the past 4 years. Returns are after expenses have been deducted. These expenses reduce the Fund's returns.

Year-by-year returns

This chart shows how the I Series units of the Fund performed in each of the past 4 years. The Fund dropped in value in 1 of the 4 years. The range of returns and change from year to year can help you assess how risky the Fund has been in the past. It does not tell you how the Fund will perform in the future.



Best and worst 3-month returns

This table shows the best and worst returns for the I Series units of the Fund in a 3-month period since inception. The best and worst 3-month returns could be higher or lower in the future. Consider how much of a loss you could afford to take in a short period of time.

	Return	3 months ending	If you invested \$1,000 at the beginning of the period
Best return	14.6%	March 29, 2019	Your investment would rise to \$1,146
Worst return	-12.8%	March 31, 2020	Your investment would drop to \$872

Average return

A person who invested \$1,000 in the I Series units of the Fund on the series' start date would have had \$1,376 as of May 31, 2023. This works out to an annual compound return of 7.1%.

Who is this fund for?

Investors who:

- are seeking a balance of current income and the potential for long-term capital appreciation,
- are seeking to add global hard asset diversification to your investment portfolio,
- are not concerned with short-term price fluctuations,
- are willing to accept a medium degree of risk, and
- are planning to hold your investment for the long term.

A word about tax

In general, you'll have to pay income tax on any money you make on a fund. How much you pay depends on the tax laws where you live and whether or not you hold the Fund in a registered plan such as a Registered Retirement Savings Plan, or a Tax-Free Savings Account. Keep in mind that if you hold your fund in a non-registered account, fund distributions are included in your taxable income, whether you get them in cash or have them reinvested.

How much does it cost?

This section shows the fees and expenses you could pay to buy, own and sell the I Series units of the Fund. The fees and expenses - including any commissions - can vary among series of a fund and among funds. Higher commissions can influence representatives to recommend one investment over another. Ask about other funds and investments that may be suitable for you at a lower cost.

1. Sales charges

No sales charge is paid when you own the I Series units of the Fund.

2. Fund expenses

You don't pay these expenses directly. They affect you because they reduce the series' returns.

As of March 31, 2023, the expenses of the I Series units of the Fund were 0.24% of its value. This equals \$2.40 for every \$1,000 invested.

	Annual rate (as a % of the Fund's value)
Management expense ratio (MER) This is the total of the series' operating expenses (including fixed administration fees)	0.06%
Trading expense ratio (TER) These are the Fund's trading costs	0.18%
Fund expenses	0.24%

More about the trailing commission

No trailing commission is paid to your representative's firm when you own the I Series units of the Fund.

3. Other fees

You may have to pay other fees when you buy, hold, sell or switch units of the Fund.

Fee	What you pay
Short-term trading fee	If you sell or switch units within 30 days of purchase, you could pay a fee of 1.00% of the value of the units you sell or switch. If we detect a pattern of excessive short-term trading, you could pay a fee of up to 2.00% of the value of units you purchase, sell or switch within a 90-day period. This fee goes to the Fund.
Switch fee	Your representative's firm may charge you up to 2.00% of the value of units you switch to another mutual fund managed by Starlight Capital. There is no fee payable to Starlight Capital for any switches of units.
NSF cheque fee	We will charge you \$30 if a payment for a purchase of units is returned by your bank for any reason.
Management fee	Management fees are paid directly by you to Starlight Capital. The management fee for Series I units of the Fund is up to 0.90% of your investment in the series.
Series I service fee	You may have to pay a negotiated Series I service fee to your representative's firm who sells you Series I units. The service fee is between 0% and 1.25% of the average value of the net assets that you hold in the Fund during each complete calendar month. This service fee is determined in the Series I agreement that you enter into at the time of purchase of the units and will be paid to your representative's firm through a monthly redemption of Series I units from your account equaling the amount of the service fee, plus applicable taxes. There are no redemption fees payable in connection with these redemptions.

What if I change my mind?

Under the securities law in some provinces and territories, you have the right to:

- withdraw from an agreement to buy mutual fund units within two business days after you receive a simplified prospectus or Fund Facts document, or
- cancel your purchase within 48 hours after you receive confirmation of the purchase.

In some provinces and territories, you will also have the right to cancel a purchase, or in some jurisdictions, claim damages, if the simplified prospectus, annual information form, Fund Facts document or financial statements contain a misrepresentation. You must act within the time limit set by the securities law in your province or territory.

For more information, see the securities law of your province or territory or ask a lawyer.

For more information

Contact Starlight Capital or your representative for a copy of the Fund's simplified prospectus and other disclosure documents. These documents and the Fund Facts make up the Fund's legal documents.

Starlight Investments Capital LP

3280 Bloor Street West, Suite 1400 Centre Tower
 Toronto, ON M8X 2X3
 1-833-290-2606
 info@starlightcapital.com
 www.starlightcapital.com

To learn more about investing in mutual funds, see the brochure **Understanding mutual funds**, which is available on the website of the Canadian Securities Administrators at www.securities-administrators.ca.