

Fund	Q1 2025	1 Year	3 Year	5 Year	10 Year
Starlight Global Growth Fund, Series F	1.3%	11.8%	9.9%	13.0%	11.2%

*Source: Starlight Capital, as of March 31, 2025.

Performance Summary

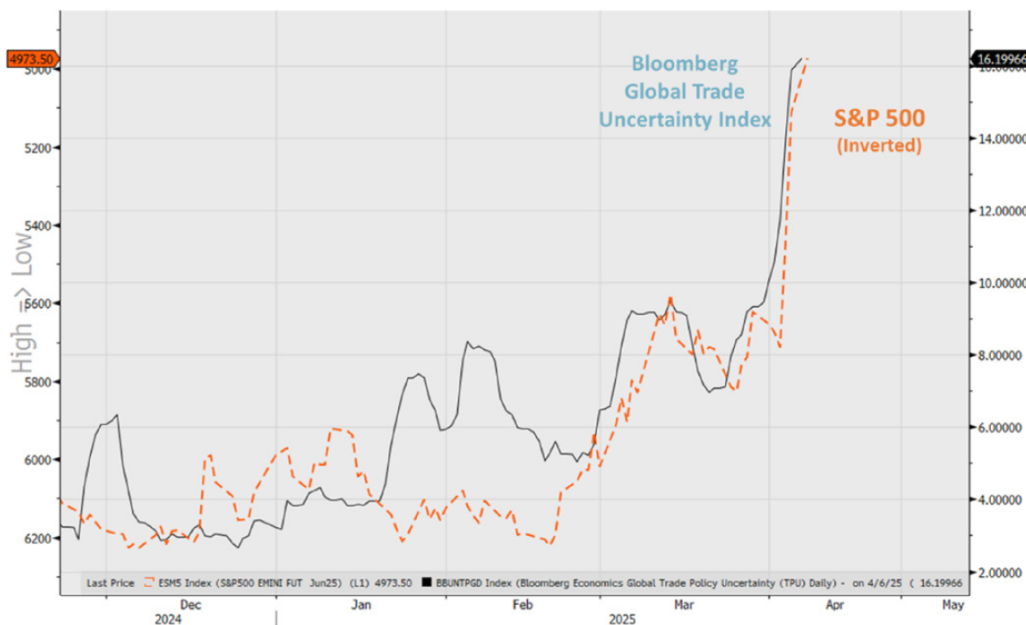
- Over the first quarter of 2025, Starlight Global Growth Fund, Series F (the Fund) returned 1.3%.
- Industrials, Financials, and Consumer Staples were the top sector contributors to performance, which was slightly offset by a decline in Information Technology and Real Estate.

These are agonising times as it remains unclear how this man-made trade disaster will resolve itself as the fire spreads through financial markets. We can take comfort that our portfolio has a number of resilient characteristics and these high-quality stocks are some of the most adaptable, durable, tested and mission-critical businesses in the world. These companies have remarkable healing power and markets often embrace a short memory if we hold our nerve.

Five key takeaways

- Approximately 20% of our portfolio is invested in weatherproof holdings — less economically sensitive and recession resistant. Stocks like **Rollins** (pest control), **Waste Connections** (garbage collection), **Coca-Cola** (drinks), **Mondelez** (chocolate), TJX (off-price retail) and recent purchase **O'Reilly** (auto parts).
- The U.S. dollar usually strengthens in a market crisis, thereby dampening the downside as the Fund has more than 70% of its investments in the US.
- There are some automatic stabilisers in the economy that should soften the impact on the US consumer, including falling oil prices, lower bond yields and a Fed that will cut rates more quickly as recession risks grow.
- We have no debt or investments on margin in the portfolio and are buyers on weakness.
- Any relief in global trade uncertainty will trigger a monster rally in risk assets.

THE MARKET HAS 1 KNOWN PRIMARY ISSUE... THE REST IS UNKNOWN AND DEPENDENT ON THIS



Source: Bloomberg; data 31 Oct 2024 to 7 Apr.

US President Donald Trump's 'Liberation Day' delivered worse than the worst-case scenario as a thick protectionist fog has engulfed world trade. The market has abandoned faith in Trump's pro-business characteristics and his sensitivity to stock markets. This was reinforced when Treasury Secretary Scott Bessent used President Ronald Reagan's first term as a historical analogy. In the first two years following Reagan's victory in November 1980, the S&P 500 sold off by circa 25% as US Federal Reserve Chair Paul Volcker drastically tightened interest rates to fight inflation. This was followed by a 180% rally over the next six years. And this is the medicine that Trump hopes we're willing to swallow (perhaps we've previously underestimated his grasp of history?).

AFTER ~25% FALL IN REAGAN'S FIRST 2 YEARS, US STOCKS RALLIED C.150%



Source: FactSet; price index from 1 Oct 1980 to 28 Nov 1986.

Meanwhile, the pivot from Wall Street to Main Street has been reinforced by the Trump administration's focus on bringing down interest rates to refinance US debt as cheaply as possible. That may signal fairly high tolerance of further equity market downside in the short term. Mass reshoring is the goal. Tariffs need to stay on the agenda to get companies to relocate production to the US and to force other countries to capitulate on trade terms.

Trump is creating maximum leverage for himself in the hope this lays the foundations for an epic window of dealmaking. He likes to commence discussions with destabilised adversaries reeling from the impact of his broadsides. On the flipside, Trump knows that 62% of Americans own stocks.

Q1 2025 Top Five Contributors		
Stock	Average Weighting	Contribution to return
THALES SA	1.4%	0.9%
DEUTSCHE TELEKOM AG-REG	1.6%	0.3%
ESSILORLUXOTTICA	2.0%	0.3%
NEXT PLC	1.6%	0.3%
WASTE CONNECTIONS INC	2.1%	0.3%

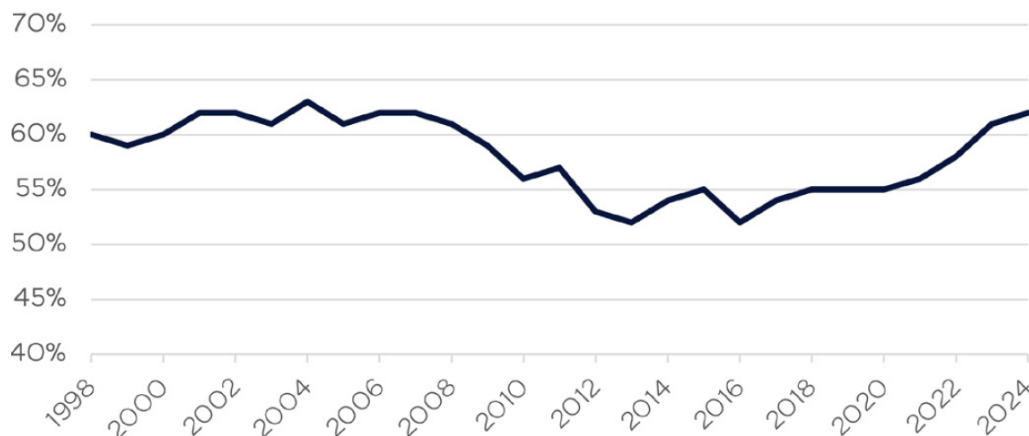
Q1 2025 Bottom Five Detractors		
Stock	Average Weighting	Contribution to return
NVIDIA CORP	2.9%	-0.6%
SERVICENOW INC	2.0%	-0.5%
ALPHABET INC-CL C	2.1%	-0.4%
AMAZON.COM INC	2.1%	-0.3%
MICROSOFT CORP	2.4%	-0.3%

Source: Starlight Capital & Bloomberg Finance L.P. As of December 31, 2024.

Sector	Portfolio Weight %	Top %Q/Q Changes
Consumer Discretionary	16.4%	1.6%
Industrials	14.4%	1.4%
Financials	11.3%	0.8%
Communication Services	6.6%	-0.9%
Consumer Staples	7.7%	-2.1%

Source: Starlight Capital & Bloomberg Finance L.P. As of March 31, 2025.

PROPORTION OF US HOUSEHOLDS INVESTED IN STOCK MARKET

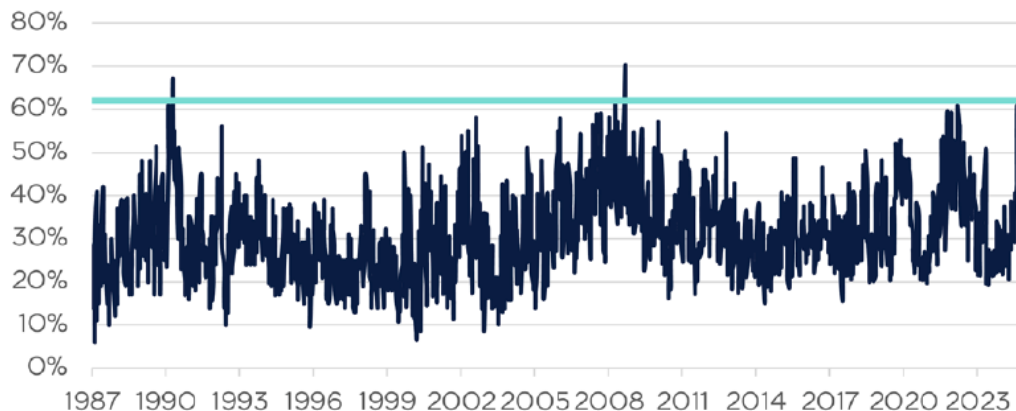


Source: Gallup.

While investors may question Trump's megalomania and his dogged focus on ruining the economy — his 37-page Annex 2 list of tariff-exempt goods reveals a surprising sensitivity. It includes energy products, chemicals used in energy manufacturing, critical minerals, pharmaceuticals, copper, semiconductors and more. Perhaps much more thought and consideration went into the formulation of tariff policy than is generally appreciated? The list seeks to exempt industries of national security importance. Notably, the catalogue of oil, gas and energy products excluded from the tariffs suggests that energy deflation is high on the Trump administration's priority list.

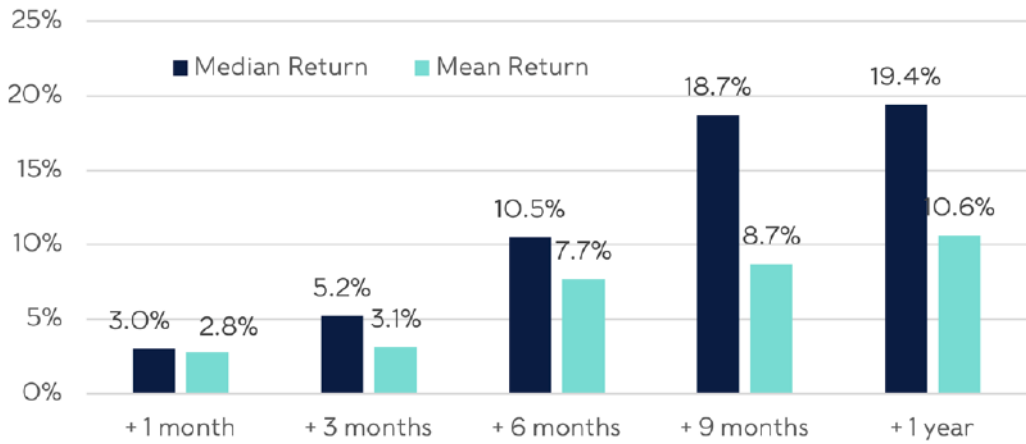
The unprecedented nature of this crisis will keep many investors on the sidelines, but historically periods of stress have provided buying opportunities. The latest American Association of Individual Investors survey shows 'bearish' investor sentiment has spiked to its third-highest level of all time — similar to historic catastrophes such as the Global Financial Crisis, COVID and the 1990 crash. Recent bad news, such as the retaliation for China's reciprocal tariffs, has not triggered a new wave of selling pressure. Perhaps markets are starting to price in the recession risk? Moreover, episodes of investor capitulation have historically been followed by quite profitable stock market returns. We've added a new holding to the fund during this market meltdown and will be adding another in short order.

US INDIVIDUAL INVESTORS ARE EXTREMELY BEARISH



Source: FactSet, American Association of Individual Investors Bearish Survey; Jul 1987 to Apr 2025.

AVERAGE S&P 500 RETURNS AFTER AAI BEARISH READINGS BREACH 55



Source: Piper Sandler.

Investment Management Team

Rathbones
Look forward

Starlight Global Growth Fund is sub-advised by Rathbones Asset Management Limited.



James Thomson
Portfolio Manager



Sammy Dow
Portfolio Manager

Investment Management Team

Starlight Capital is an independent Canadian asset management firm with over \$1 billion in assets under management. We manage Global and North American diversified private and public equity investments across traditional and alternative asset classes, including real estate, infrastructure and private equity. Our goal is to deliver superior risk-adjusted, total returns to investors through a disciplined investment approach: Focused Business Investing. Starlight Capital is a wholly-owned subsidiary of Starlight Investments. Starlight Investments is a leading global real estate investment and asset management firm with over 375 employees and \$30B in AUM. A privately held owner, developer and asset manager of over 70,000 multi-residential suites and over 7 million square feet of commercial property space. Learn more at www.starlightcapital.com and connect with us on LinkedIn at www.linkedin.com/company/starlightcapital/

Invest With Us

For more information on our investment solutions, learn more at starlightcapital.com or speak to our Sales Team.

For more information, please visit StarlightCapital.com

Important disclaimer.

The views in this update are subject to change at any time based upon market or other conditions and are current as of March 31, 2025. While all material is deemed to be reliable, accuracy and completeness cannot be guaranteed.

Certain statements in this document are forward-looking. Forward-looking statements ("FLS") are statements that are predictive in nature, depend upon or refer to future events or conditions, or that include words such as "may," "will," "should," "could," "expect," "anticipate," "intend," "plan," "believe," or "estimate," or other similar expressions. Statements that look forward in time or include anything other than historical information are subject to risks and uncertainties, and actual results, actions or events could differ materially from those set forth in the FLS. FLS are not guarantees of future performance and are by their nature based on numerous assumptions. Although the FLS contained herein are based upon what the portfolio manager believes to be reasonable assumptions, neither Starlight Capital nor the portfolio manager can assure that actual results will be consistent with these FLS. The reader is cautioned to consider the FLS carefully and not to place undue reliance on FLS. Unless required by applicable law, it is not undertaken, and specifically disclaimed that there is any intention or obligation to update or revise FLS, whether as a result of new information, future events or otherwise. Investment funds are not guaranteed, their values change frequently, and past performance may not be repeated.

The content of this document (including facts, views, opinions, recommendations, descriptions of or references to, products or securities) is not to be used or construed as investment advice, as an offer to sell or the solicitation of an offer to buy, or an endorsement, recommendation or sponsorship of any entity or security cited. Although we endeavour to ensure its accuracy and completeness, we assume no responsibility for any reliance upon it. Commissions, trailing commissions, management fees and expenses all may be associated with investment funds. Please read the offering documents before investing. Investors should consult with their advisors prior to investing.

Starlight, Starlight Investments, Starlight Capital and all other related Starlight logos are trademarks of Starlight Group Property Holdings Inc.

Starlight Capital

1400-3280 Bloor Street West
Toronto, Ontario, Canada M8X 2X3
info@starlightcapital.com
1-833-752-4683
Starlightcapital.com

